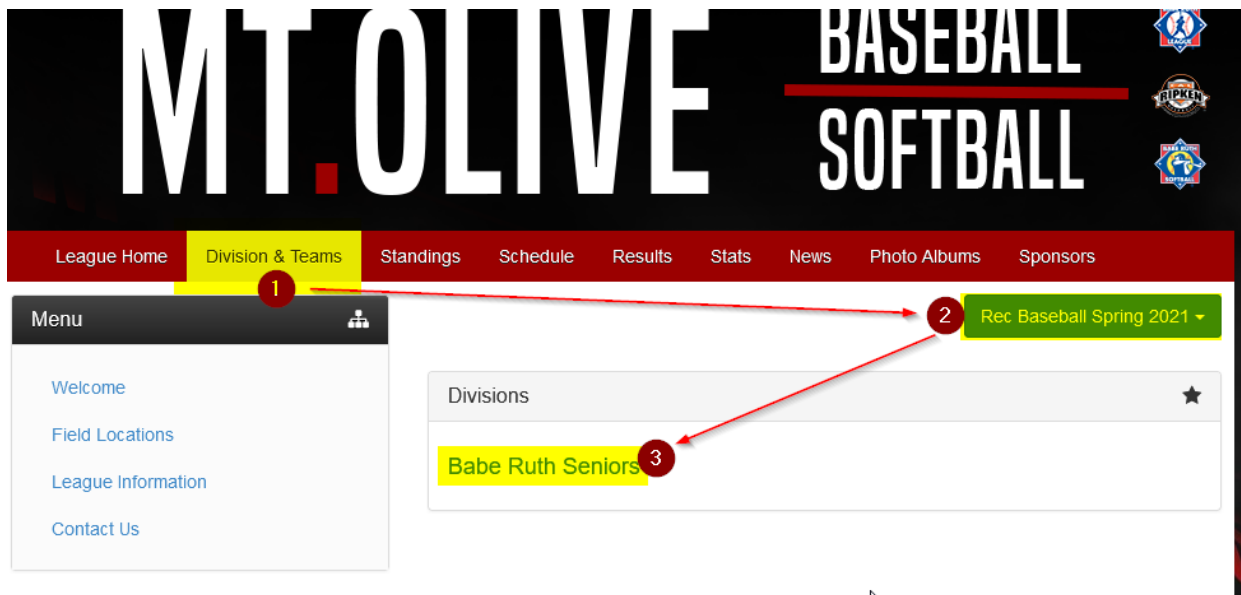
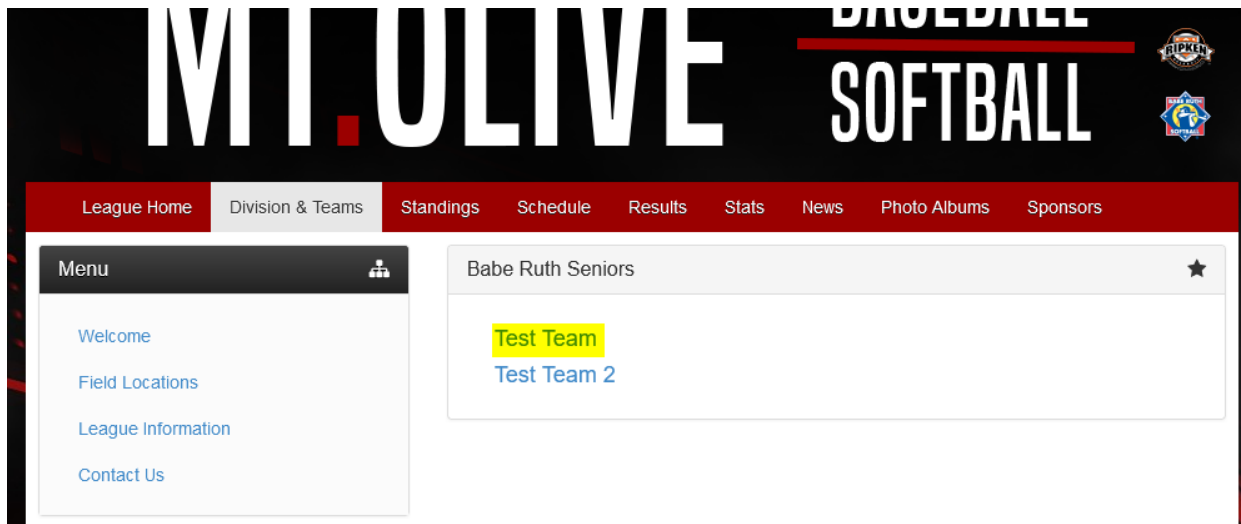


SportsSignUp Site – Instructions to Enter Scores / Stats

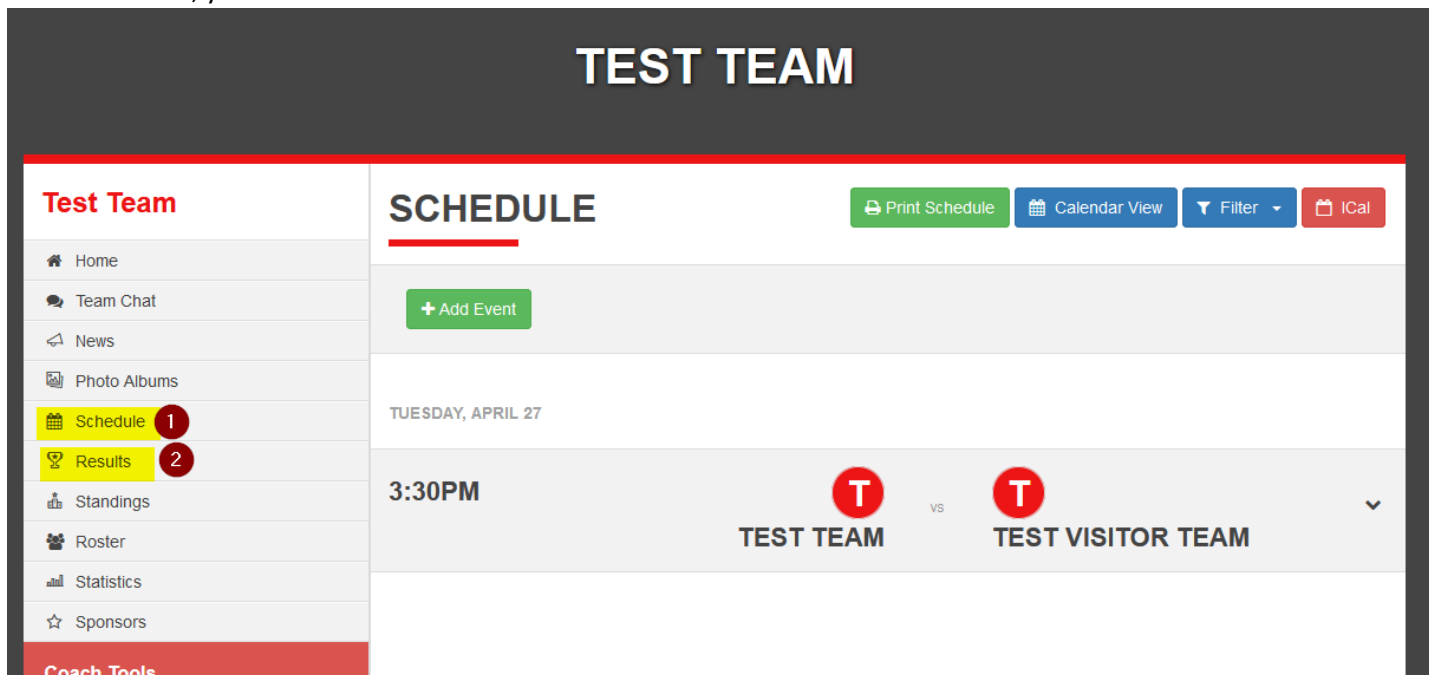
1. Go to Divisions & Teams → *Your Division*



2. Select *Your Team*

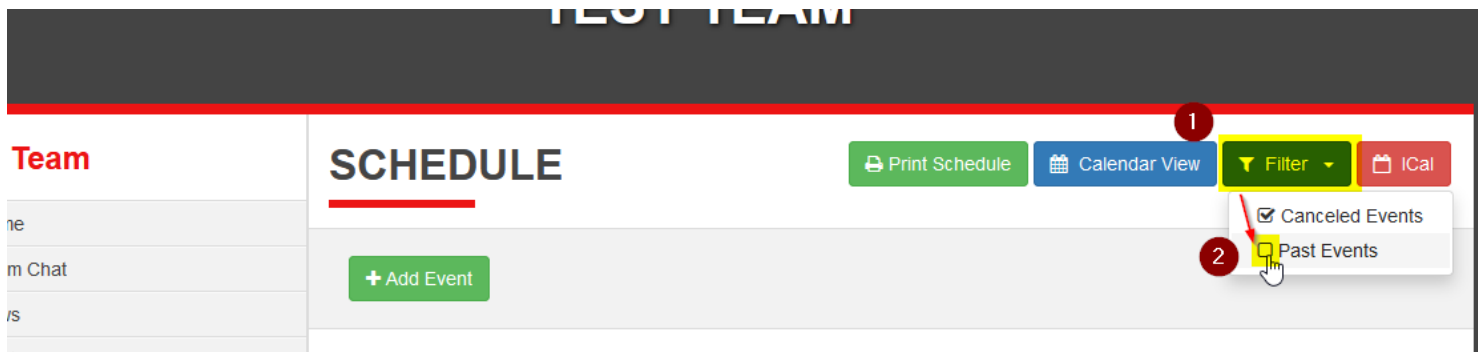


3. To enter scores, you can do it from the **Schedule** or **Results**

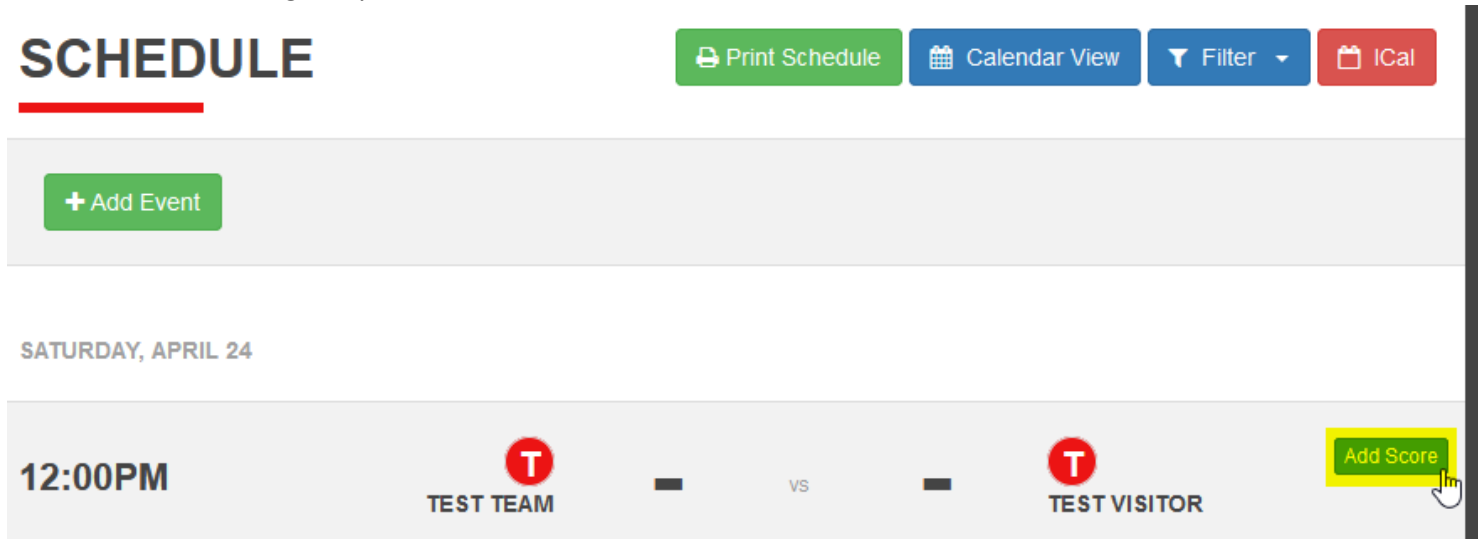


For entering Scores / Stats from the Schedule (<https://support.sportssignup.com/en/articles/83680>)

1. Go to Schedule (you should see the Coach Tools if you are logged in)
2. Select Filter and check the Past Events box

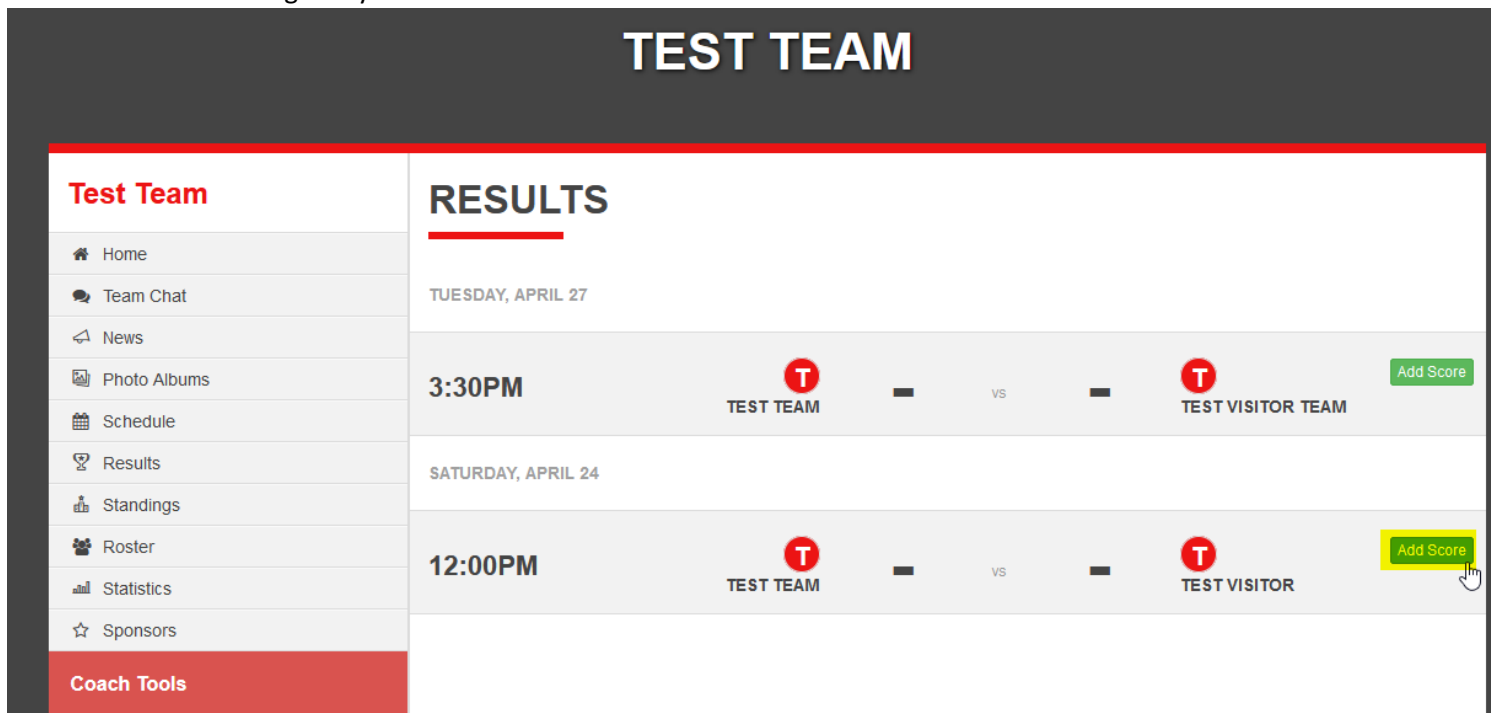


3. Click Add Score for the game you want to add scores to



For entering Scores / Stats from the Results (<https://support.sportssignup.com/en/articles/83682-how-to-add-scores-via-results>)

1. Go to Results (you should see the Coach Tools if you are logged in)
2. Click Add Score for the game you want to add scores to



Scoring a game

1. Once in the game results – enter runs per inning or overall score

SCORE GAME

Saturday, April 24th @ 12:00PM

Enter scores for innings

0

TEST TEAM

VS.

0

TEST VISITOR

Inning	1	2	3	4	5	6	7	Final
Test Visitor	<input type="text"/>	<input type="text"/>	<input type="text"/>	<input type="text"/>	<input type="text"/>	<input type="text"/>	<input type="text"/>	0
Test Team	<input type="text"/>	<input type="text"/>	<input type="text"/>	<input type="text"/>	<input type="text"/>	<input type="text"/>	<input type="text"/>	0

2. **OPTIONAL:** Add a game summary/synopsis

Include Game Summary

Game Summary Headline

Game Summary Subheadline

Author

Published

Set to Team Members Only

Game Summary Body

Formats ▾ **B** *I* U A ▾ A ▾ ABC ✓ <>

3. Scroll to the bottom – click **Save** or **Save and Update Stats**

Entering Statistics – same as Score can be done from Schedule or Results

Schedules & Games ^

- Locations v
- Manage Schedules
- Game Scores & Stats
- Schedule Settings
- Reports

- Web Creator v
- MyGear
- Store v
- Finances v

ENTER GAME STATISTICS

STATISTICS FOR MARSHAL BASEBALL

Batting
Fielding
Pitching

Player	Participated	PA	R	
Brooks Conry	<input checked="" type="checkbox"/>	3	0	0
Luke Dickey	<input checked="" type="checkbox"/>	3	1	1
Brighton Eagle	<input checked="" type="checkbox"/>	3	1	2
Noah (Noah) Haag	<input checked="" type="checkbox"/>	3	0	0
Caiden Hamilton	<input checked="" type="checkbox"/>	3	2	3
Carson (Carson) Hardaway	<input type="checkbox"/>			

ENTER GAME STATISTICS

Test Team vs. Test Visitor
Saturday, April 24th @ 12:00PM

- Test Visitor (Stats are not available for write in teams)
- Test Team

STATISTICS FOR TEST TEAM

Batting
Pitching

Player	Participated	PA	R	1B	2B	3B	HR	RBI	BB	SB	CS
Sorry, we couldn't find any players for this team.											

Save
Cancel

ENTER GAME STATISTICS

Test Team vs. Test Visitor
Saturday, April 24th @ 12:00PM

- Test Visitor (Stats are not available for write in teams)
- Test Team

STATISTICS FOR TEST TEAM

Batting
Pitching

Player	Participated	W	L	SVOP	CMP	ShO	SV	ER	K	H	BB	GT	O	OIT
Sorry, we couldn't find any players for this team.														

Save
Cancel

Baseball Statistics Abbreviations

Hitting Stats

G - Game Played
GS - Game Started
AB - Official At-Bats
R - Runs Scored
1B - Singles
2B - Doubles
3B - Triples
HR - Home Runs
RBI - Runs Batted In
BB - Walks
K - Strikeouts
HBP - Hit By Pitch
IBB - Intentional Walk
SB - Stolen Base
CS - Caught Stealing
SH - Sacrifice Bunts
SF - Sacrifice Flies
DP - Double Plays Hit Into
ROE - Reached on Error
FC - Reached on Fielder's Choice
LOB - Runners Left on Base
AVG - Batting Average
(Hits divided by AB)
OBP - On Base Percentage
(H + BB + HBP) divided by
(AB + BB + HBP + SF)
SLG - Slugging Percentage
(Total Bases divided by AB)
TB - Total Bases
(1B + (2B times 2) + (3B
times 3) + (HR times 4)
OPS - On Base Plus Slugging
PA - Plate Appearances

Pitching Stats

G - Games Pitched
GS - Games Started
IP - Innings Pitched
1/3 - 1/3 Innings Pitched
R - Runs Allowed
ER - Earned Runs Allowed
H - Hits Allowed
BB - Walks
HB - Hit Batter
IBB - Intentional Walks
K - Strikeouts
CG - Complete Game
W - Win
L - Loss
S - Save
HLD - Hold
BS - Blown Save
ERA - Earned Run Average
(ER times Std Innings Per
Game) divided by IP
PT - Pitches Thrown
BT - Balls
ST - Strikes
SB - Stolen Bases Allowed
CS - Caught Stealing
WP - Wild Pitches
WHIP - Walks and Hits per
inning pitched

Fielding Stats

G - Games Played
GS - Games Started
INN - Innings
Played
TC - Total Chances
PO - Putouts
A - Assists
E - Errors
FPct - Field Pct
(PO + A) divided by
(PO + A + E)
DP - Double Plays
PB - Passed Balls
CS - Runners Caught
Stealing
SB - Stolen Bases
Allowed