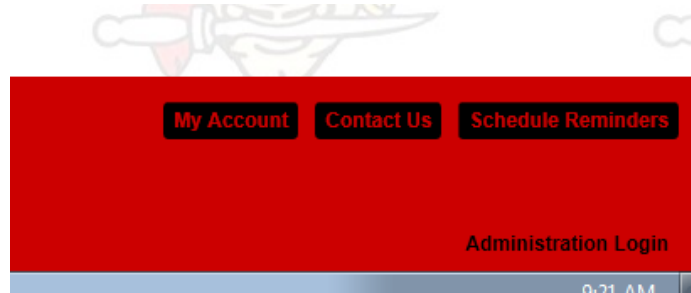
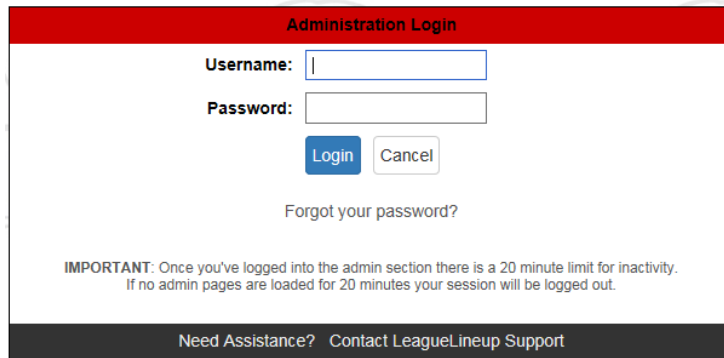


Instructions to complete Game Summary

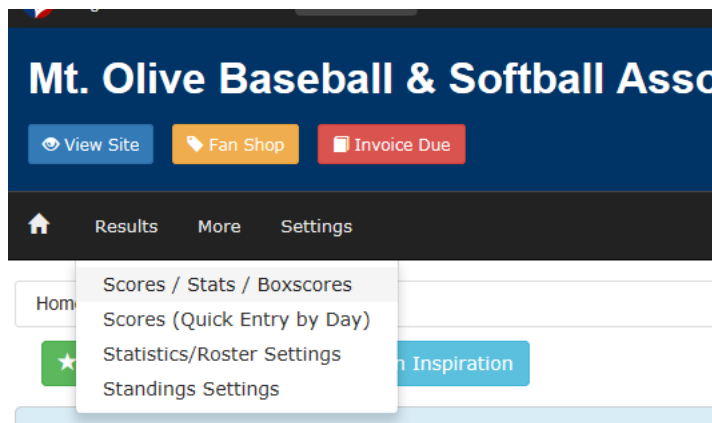
1. At home page scroll to bottom and click on “administrator login” (right hand side of page)



2. Type in your username & password (click login)



3. Click on results then Scores / Stats / Boxscores



4. Click the **edit** button to input information for game
5. Fill in detail as required on “Offensive” & “Pitching” stats Tab

Home > Results > Game List > Edit

Score/Offensive Stats		Defensive Stats					Pitching Stats			
Team	1	2	3	4	5	6	7	8	9	10
WHITE SOX	<input type="checkbox"/>	<input type="checkbox"/>	<input type="checkbox"/>	<input type="checkbox"/>	<input type="checkbox"/>	<input type="checkbox"/>	<input type="checkbox"/>	<input type="checkbox"/>	<input type="checkbox"/>	<input type="checkbox"/>
ANGELS	<input type="checkbox"/>	<input type="checkbox"/>	<input type="checkbox"/>	<input type="checkbox"/>	<input type="checkbox"/>	<input type="checkbox"/>	<input type="checkbox"/>	<input type="checkbox"/>	<input type="checkbox"/>	<input type="checkbox"/>

Game Status:
 Innings Played:
 Exclude game from standings

Headline:

Summary:

Note: On Pitching Stats tab ensure the “BT” (balls thrown”) column is completed. This field is used to track **all** pitches thrown (pitch tracker).

6. Before exiting make sure to “save” your entries.

Notes:

- Either Manager must set the “game status” to **completed** in order for entries to be reflected on team rosters page
- The “G” column found on the offensive & pitching stats page reflects player has played the game. Be sure to place a check ✓ besides each player in order for their stats to register.
- No need to individually enter strikes and balls. Enter **all** pitches thrown in “BT” column found under “pitching stats” tab (must be done for all pitchers used in game).

Baseball Statistics Abbreviations

Hitting Stats

G - Game Played
GS - Game Started
AB - Official At-Bats
R - Runs Scored
1B - Singles
2B - Doubles
3B - Triples
HR - Home Runs
RBI - Runs Batted In
BB - Walks
K - Strikeouts
HBP - Hit By Pitch
IBB - Intentional Walk
SB - Stolen Base
CS - Caught Stealing
SH - Sacrifice Bunts
SF - Sacrifice Flies
DP - Double Plays Hit Into
ROE - Reached on Error
FC - Reached on Fielder's Choice
LOB - Runners Left on Base
AVG - Batting Average
(Hits divided by AB)
OBP - On Base Percentage
(H + BB + HBP) divided by
(AB + BB + HBP + SF)
SLG - Slugging Percentage
(Total Bases divided by AB)
TB - Total Bases
(1B + (2B times 2) + (3B times 3) + (HR times 4))
OPS - On Base Plus Slugging
PA - Plate Appearances

Pitching Stats

G - Games Pitched
GS - Games Started
IP - Innings Pitched
1/3 - 1/3 Innings Pitched
R - Runs Allowed
ER - Earned Runs Allowed
H - Hits Allowed
BB - Walks
HB - Hit Batter
IBB - Intentional Walks
K - Strikeouts
CG - Complete Game
W - Win
L - Loss
S - Save
HLD - Hold
BS - Blown Save
ERA - Earned Run Average
(ER times Std Innings Per Game) divided by IP
PT - Pitches Thrown
BT - Balls
ST - Strikes
SB - Stolen Bases Allowed
CS - Caught Stealing
WP - Wild Pitches
WHIP - Walks and Hits per inning pitched

Fielding Stats

G - Games Played
GS - Games Started
INN - Innings Played
TC - Total Chances
PO - Putouts
A - Assists
E - Errors
FPct - Field Pct
(PO + A) divided by
(PO + A + E)
DP - Double Plays
PB - Passed Balls
CS - Runners Caught Stealing
SB - Stolen Bases Allowed